


# ALTEZZA



30x60cm / 12"x24"



30x30cm / 12"x12"  
MOSAIC



8x30cm / 3"x12"  
BULLNOSE



SHADE  
VARIATION V2

## PACKAGING INFORMATION

SIZE	PCS/CTN	SF/CTN	SF/PLT	CTNS/PLT	PEI
12 X 24	8	15.5	744	48	4
12 X 12-M	2 X 2 ON 11 7/8" X 11 7/8" SHEET MOSAIC {ALL COLORS}				
3 X 12	BULLNOSE ALL COLORS				

## Key Features

Water Absorption	Breaking Strength	Shade Variations	Mohs	Frost Resistance	Chemical Resistance	D.C.O.F. Wet
< 0.5%	> 250 lbs	V2	7	Resistant	Acid & Base (Excellent)	> 0.42

\* Key Features apply to floor tile only




# LINT TILE

111 NOTCH LANE WENDEL, PA 15691  
P: 800-245-5564 F: 724-446-9252  
www.linttile.com

# ALTEZZA


Digital Ink-Jet Porcelain



**ALTEZZA BLACK**



ALTEZZA BLACK  
30X60CM / 12"X24"



30x30cm / 12"x12"  
MOSAIC BLACK



8x30cm / 3"x12"  
BULLNOSE BLACK




SHADE  
VARIATION V2

**ALTEZZA GRIS**



ALTEZZA GRIS  
30X60CM / 12"X24"



30x30cm / 12"x12"  
MOSAIC GRIS



8x30cm / 3"x12"  
BULLNOSE GRIS



SHADE  
VARIATION V2



ALTEZZA BLACK



ALTEZZA GRIS